



**STRANGLES
AWARENESS
WEEK**
2–8 MAY 2022

**HELP THE
FIGHT AGAINST
STRANGLES**

Strangles Awareness Week activities

HORSE OWNERS

Do you know your horse's normal rectal temperature?

Could you spot fever and be a step ahead of an outbreak?

Take the **SAW Temperature Checking Challenge** and really get to know your horse!

We're asking you to take your horse's resting temperature every day for a week (2-8 May), so you can get to know what's normal for your horse. You can check your horse's average resting temperature using the [Temperature Checker](#) on the Redwings website and be entered into a 'bum'per prize draw!

Data collected in the tracker will be used to investigate the normal temperature range in horses.

With your new skill, you can get into the habit of checking temperature on returning from an event, or when you're concerned about your horse's health. You'll then be able to spot a fever which could signal a range of health concerns including strangles, other infectious diseases, inflammation and rarer conditions.



Did you know?

Spotting fever can be the difference between one horse or many!

A raised temperature is commonly the first sign of strangles and the risk of spreading goes up considerably after 2-3 days of the onset of fever. So if you know your horse's normal resting rectal temperature and spot a spike (such as when you return after an event), you can take action before your horse becomes highly infectious.



Expert fact: Fever $\geq 38.5^{\circ}\text{C}$ was more frequently reported than abscesses in a recent study looking at strangles positive diagnoses between 2015 and 2019 (McGlennon et al 2021)*

Horse owners

Strangles Awareness Week activities

*McGlennon, A., Waller, A., Verheyen, K., Slater, J., Grewar, J., Aanensen, D., Newton, R. (2021) Surveillance of strangles in UK horses between 2015 and 2019 based on laboratory detection of *Streptococcus equi*. *Vet Rec.* 2021;e948. doi.org/10.1002/vetr.948



Don't have a thermometer? No problem

Get your discounted SAW2022 thermometer from the Redwings online shop.

Follow the instructions below to find out your horse's normal resting temperature range.

- Take your horse's resting temperature every day during Strangles Awareness Week to calculate your horse's average temperature!
- Haven't taken your horse's temperature before? No problem! Scan the QR code below to learn how - you'll feel proud of your new horse health skill, and be ahead of the game when it comes to spotting when your horse is poorly.
- Be sure to take a 'resting' temperature - horses' temperatures can vary if they have been exercising or eating.
- Disinfect your thermometer between uses.
- Leave your thermometer with your tack box, gate key or feed buckets - wherever it will help you remember to record the temperature as part of your daily routine.
- Record your temperature reading on our website at redwings.org.uk/tempcheck, and find out whether you need to take action.
- Celebrate knowing your horse's normal range and encourage others to do the same - share your horse's temperature on social media. Tag Strangles Awareness Week and use the hashtags **#SAW2022** and **#SpeakOutOnStrangles!**



Remember - if you're unsure how to take a temperature, ask your Yard Manager to help or scan the QR code to watch our video - [it tells you all you need to know.](#)



Top tip:

Being able to take your horse's normal temperature makes you really well-informed about your horse's health, and it's great information to pass on to anyone in charge of your horse while you're away.

Horse owners

Strangles Awareness Week activities

VETS

Don't wait for an outbreak to spread the word about strangles and biosecurity. Support Strangles Awareness Week (2-8 May) and use it to educate your clients.

Most owners learn about strangles and biosecurity the hard way. We know that disease risk can be reduced through simple steps if owners know about the importance of simple hygiene measures, monitoring Equine Rectal Temperature, asymptomatic carriers and screening on yards.

We also know that horse owners are **eight times more likely to turn to their vet for advice** about strangles than they are their friends¹. Yet these conversations tend to happen on discovery of a case, when stress levels are high. Strangles Awareness Week is all about education before an outbreak happens.



Did you know?

More than 60 UK Veterinary Ambassadors and the Swedish National Veterinary Institute supported SAW in 2021 – we'd love your support this year.

Slides for client evenings on Strangles and biosecurity

- There is a reference slide at the end for further information and contact
- We ask that you reference Strangles Awareness Week and retain the SAW logo
- Please signpost people to Redwings' Strangles Hub at www.redwings.org.uk/strangles
- Take the Vets and Professionals Pledges and encourage your clients to take the Stamp Out Strangles pledge!

- Disposable gloves and secondary grade hand sanitiser

Visit redwings.org.uk/strangles/SAW to download and edit presentation materials for your client event

Vets


Strangles Awareness Week activities


¹Redwings Horse Sanctuary (2017) Redwings Strangles Survey Results: main report; exploring horse owner knowledge, attitudes and practices around the prevention of strangles. www.redwings.org.uk/strangles-survey-report

Here's how you and your practice can spread the word 2-8 May:

- Encourage your clients to take the SAW Temperature Checking Challenge, and record their reading on our website at redwings.org.uk/tempcheck
- Wear the **'S' badge** and inspire conversations about strangles. Ask your clients if they have heard about Strangles Awareness Week and point them to our social media pages. Your clients will appreciate you supporting the campaign.
- Host a client event to promote screening and better outbreak prevention and management.
- Share official Strangles Awareness Week content from the SAW Facebook, Instagram and Twitter and YouTube channels.
- Share your own strangles information and education materials via your practice channels.
- Post a photo of you and your team wearing your badges on social media to show what great work you are doing! Remember to tag us at:

 @StranglesAwarenessWeek

 @stranglesawarenessweek

 @StranglesWeek



Order badges free of charge from campaigns@redwings.co.uk

Does your practice offer client talks?

Set up an **in-person or online talk** for your clients to discuss biosecurity and Strangles. You can find a [fully editable template presentation](#) curated by leading strangles expert and former AHT bacteriologist Andrew Waller and the Surveillance of Equine Strangles Project.



Is your practice already signed up to receive Strangles Awareness Week campaign updates?



Vets

Strangles Awareness Week activities

YARD MANAGERS

**Time for a biosecurity spring clean!
Review, update and circulate your biosecurity
protocol to liveries.**

Research shows that yards with a written disease prevention policy or protocol (whether in your livery agreement or separate) are more likely to have better biosecurity measures, meaning risk is lower and they are better prepared to minimise spread of infection. Don't wait for an outbreak before updating your biosecurity protocols.

Support Strangles Awareness Week by sharing your protocol with your clients. Let them know by using the [digital banner](#) available on redwings.org.uk/strangles/SAW or by emailing campaigns@redwings.co.uk



We all know prevention is better than cure, and putting in place simple steps to protect your yard can save a lot of stress, effort and money. Yards that have introduced written protocols to reduce the risk of an outbreak have found this has had a positive impact on clients, as they will be more likely to choose a yard with a biosecurity plan to follow.



Support Strangles Awareness Week and review, update and circulate your biosecurity protocol to your clients.



"We introduced a quarantine and blood screening policy that we have now had in place for two-and-a-half years. We have not found this impacts at all on our business, other than in a positive way, as our liveries appreciate the efforts taken to help keep their horses safe from strangles."

Sarah, Livery Yard Manager, Exeter

Yard managers


Strangles Awareness Week activities


With the competition season in full swing and the good weather allowing us to get out and about with our horses, it's the right time to make sure everyone is staying safe on your yard:

- Write down the rules - make sure your biosecurity protocols are written down and easily accessible for your liveryies. For a template livery agreement to inspire you, download one [here](#)
- Review your current protocols - has anything on your yard changed since you first made a plan, and could it affect your biosecurity protocol? (e.g. a new stable block or more horse movement).
- Include temperature checking twice daily on return from events in your livery agreement or protocol.
- Add this [digital banner](#) to explain why you have updated it or are resharing it at this time!



- Send out a link for an online version of your new protocol, or print it off and put it in your tack room for everyone to see.
- Encourage your liveryies to take the SAW Temperature Checking Challenge and record their reading on our website at redwings.org.uk/tempcheck
- Not everyone knows how to take their horse's temperature - why not organise a temperature-taking demo on your yard? Print off the [SAW event poster](#), add a time, date and place and get teaching!
- Post a photo of you and your yard taking part in SAW and tag us at

 @StranglesAwarenessWeek

 @stranglesawarenessweek

 @StranglesWeek

Don't forget to add the hashtags **#SAW2022** and **#SpeakOutOnStrangles**




Yard managers

Strangles Awareness Week activities

For more information, head to the **Strangles Awareness Week Hub** or visit our official social media pages:

 @StranglesAwarenessWeek

 @stranglesawarenessweek

 @StranglesWeek



Find and download the Strangles Awareness Week podcast



**STRANGLES
AWARENESS
WEEK**

2-8 MAY 2022

